





Fume Arm Replacement Parts


Fume Arm - Replacement Parts

Hoods Only	Eurovac Part No.	Description	Dwg/Ref.
		FUME ARM HOODS	
	SUB-WEL-HD030600	3" x 6" Yellow Fume Arm Circular Hood	
	SUB-WEL-HD040800	4" x 8" Yellow Fume Arm Circular Hood	Dwg 18 (4" Arm) - ref# 60
	SUB-WEL-HS061200	6" x 12" Yellow Fume Arm Circular Hood	Dwg 9 (6" & 8" Arm) - ref# 60
	SUB-WEL-HD081400	8" x 14" Yellow Fume Arm Circular Hood	Dwg 9 (6" & 8" Arm) - ref# 60
	SUB-WEL-HD062000	6" x 20" Yellow Fume Arm Circular Hood	
	SUB-WEL-HD082000	8" x 20" Yellow Fume Arm Circular Hood	
* Hood Handle not included (see below)			
	SUB-WEL-HD03060S	3" x 6" Stainless Fume Arm Circular Hood	
	SUB-WEL-HD04080S	4" x 8" Stainless Fume Arm Circular Hood	Dwg 18 (4" Arm) - ref# 60
	SUB-WEL-HD06120S	6" x 12" Stainless Fume Arm Circular Hood	Dwg 9 (6" & 8" Arm) - ref# 60
	SUB-WEL-HD08140S	8" x 14" Stainless Fume Arm Circular Hood	Dwg 9 (6" & 8" Arm) - ref# 60
* Hood Handle not included (see below)			
Joints	Eurovac Part No.	Description	Dwg/Ref.
		JOINTS	
	SYS-P02-00000470	Joint For 3" Arms	N/A
	SYS-WEL-10250100	Joint 1 (Socket & Middle Joint) - All 4" (100mm) Arms	Dwg 16 (4" Arm) - ref#1
	SYS-WEL-10250200	Joint 2 (Socket & Middle Joint) - All 4" (100mm) Arms	Dwg 16 (4" Arm) - ref#2
	SYS-WEL-10250300	Joint 3 (Socket & Middle Joint) - All 4" (100mm) Arms	Dwg 16 (4" Arm) - ref#3
	SYS-WEL-10250400	Joint 4 (Socket & Middle Joint) - All 4" (100mm) Arms	Dwg 16 (4" Arm) - ref#4






SYS-WEL-16200100	Joint 1 (Socket & Middle Joint) - For All 6" (160mm) Arms	Spare Part List - A
SYS-WEL-16200200	Joint 2 (Socket & Middle Joint) - For All 6" (160mm) Arms	Spare Part List - B
SYS-WEL-16200300	Joint 3 (Socket & Middle Joint) - For All 6" (160mm) Arms	Spare Part List - C
SYS-WEL-16200400	Joint 4 (Socket & Middle Joint) - For All 6" (160mm) Arms	Spare Part List - D
SYS-WEL-20200100	Joint 13 (Socket & Middle Joint) - For All 8" (200mm) Arms	Spare Part List - A
SYS-WEL-20200200	Joint 14 (Socket & Middle Joint) - For All 8" (200mm) Arms	Spare Part List - B
SYS-WEL-20200300	Joint 15 (Socket & Middle Joint) - For All 8" (200mm) Arms	Spare Part List - C
SYS-WEL-20200400	Joint 16 (Socket & Middle Joint) - For All 8" (200mm) Arms	Spare Part List - D

Hose/Gear Clamps		Eurovac Part No.	Description	Dwg/Ref.
			HOSE CLAMPS	
		HOS-CGE-0SCG0052	Hose Clamp - For 3"ID Hose	N/A
		HOS-CGE-0SCG0072	Gear Clamp (3.125" - 5.000") - For 4" Hose	Dwg 15. (4" arm) - ref#82
		HOS-CLG-HS104000	Gear Clamp (4-1/8" - 7") - For 6" Hose	Dwg 6. (6" and 8" arms) - ref#82
		HOS-CLG-HS152000	Gear Clamp (8" to 10") - For 8" Hose	



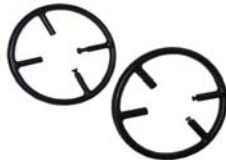



Gas Springs (Standing Arms)	Eurovac Part No.	Description	Dwg/Ref.
		SPRING ASSEMBLIES - STANDING ARMS	
	SUB-WEL-B040SPRI	Spring Assembly - For Standing 4" Arms	N/A
	SUB-WEL-B050SPRI	Spring Assembly - For 5" (1220P, 1230P) Standing Arms	N/A
	SUB-WEL-B681SPRI	Spring Assembly - For 6" (1620P, 1630P) & 8" (2020P) Standing Arms	N/A
	SUB-WEL-B682SPRI	Spring Assembly - For 6" (1640P) & 8" (2030P, 2040P) Standing Arms Note: ● Can be used for 1620P, 1630P & 2020P - just will be a bit more stiff to move	N/A
Spring Assemblies (Hanging Arms)	Eurovac Part No.	Description	Dwg/Ref.
		SPRING ASSEMBLIES - HANGING ARMS Equipment Specs: ● 1015, 1020 & 1025: All use same spring assembly with stopper set at different spots ● 1220, 1230, 1240, 1620, 1630, 2020 & 2030: All use same spring assembly with stopper set at different spots ● 1640 & 2040: Use same spring assembly with stopper set at the same spot	
	SUB-WEL-W0405SPR	Spring Assembly - For 4" x 5' (1015) Hanging Arm	Combo of several items from dwg
	SUB-WEL-W0407SPR	Spring Assembly - For 4" x 7' (1020) Hanging Arm	Combo of several items from dwg
	SUB-WEL-W0408SPR	Spring Assembly - For 4" x 8' (1025) Hanging Arm	Combo of several items from dwg
	SUB-WEL-W0507SPR	Spring Assembly - For 5" x 7' (1220) Hanging Arms	Combo of several items from dwg
	SUB-WEL-W0510SPR	Spring Assembly - For 5" x 10' (1230) Hanging Arms	Combo of several items from dwg
	SUB-WEL-W0514SPR	Spring Assembly - For 5" x 14' (1240) Hanging Arms	Combo of several items from dwg
	SUB-WEL-W0607SPR	Spring Assembly - For 6" x 7' (1620) Hanging Arms ● 29 1/2" Long	Combo of several items from dwg
	SUB-WEL-W0610SPR	Spring Assembly - For 6" x 10' (1630) Hanging Arms ● 36 1/2" Long	Combo of several items from dwg
	SUB-WEL-W0614SPR	Spring Assembly - For 6" x 14' (1640) Hanging Arms ● 48 1/2" Long	Combo of several items from dwg
	SUB-WEL-W0807SPR	Spring Assembly - For 8" x 7' (2020) Hanging Arms ● 26 1/2" Long	Combo of several items from dwg
	SUB-WEL-W0810SPR	Spring Assembly - For 8" x 10' (2030) Hanging Arms	Combo of several items from dwg
	SUB-WEL-W0614SPR	Spring Assembly - For 8" x 14' (2040) Hanging Arms ● 48 1/2" Long	Combo of several items from dwg

Friction Inserts & Joint Washers	Eurovac Part No.	Description	Dwg/Ref.
		FRICITION DISCS Quantity: ● Qty 4 - Friction discs per arm	
	SYS-WEL-1025P700	Friction Disc For Hood Joint - All 3" & 4" Arms	Dwg 18. (4" arm) - ref# P7
	SYS-WEL-10250910	Friction Disc For Tube & Socket Joint - All 4" Arms	Dwg 22 & 23. (4" arm) - ref# 9 & 10
	SYS-WEL-1640P700	Friction Disc For Hood Joint - All 5", 6" & 8" Arms	Dwg 9. (6" & 8" arm) - ref# P7
	SYS-WEL-16200900	Friction Disc For Tube & Socket Joint - All 6" & 8" Fume Arms	Dwg 7. & 8 (6" & 8" arm) - ref# 9 & 10
Joint Washers	Eurovac Part No.	Description	Dwg/Ref.
		JOINT WASHERS	
	SYS-WEL-16204800	Arm Joint Washer For All 6" & 8" Fume Arms	Dwg 8. (6" & 8" arm) - ref# 48
Tube I	Eurovac Part No.	Description	Dwg/Ref.
		TUBE I Tube I - Location: ● Closest tube to the wall bracket 1640 Tube I - Note: ● Customer to verify tube length to be 60" or 64". Only small portion will be 60" (majority are 64").	
	SYS-WEL-10201200	Tube I (32"L) - 4" x 7' Hanging Arms (1020)	Dwg 6 (6" & 8" arm) - ref# 12
	SYS-WEL-16201200	Tube I (32"L) - 6" x 7' Hanging Arms (1620)	
	SYS-WEL-1620P120	Tube I (32"L) - 6" x 7' Standing Arms (1620P)	
	SYS-WEL-16301200	Tube I (39"L) - 6" x 10' Hanging Arms (1630)	
	SYS-WEL-1630P120	Tube I (39"L) 6" x 10' Standing Arms (1630P)	
	SYS-WEL-16401200	Tube I (60"L) - 6" x 14' Hanging Arms (1640)	
	SYS-WEL-16401210	Tube I (60"L) - 6" x 14' Hanging Arms (1640)	
	SYS-WEL-1640P120	Tube I (60"L) - 6" x 14' Standing Arms (1640P)	
	SYS-WEL-1640P121	Tube I (60"L) - 6" x 14' Standing Arms (1640P)	
	SYS-WEL-20301200	Tube I - 8" x 10' Hanging Arms (2030)	
	SYS-WEL-20401200	Tube I (63"L) - 8" x 14' Hanging Arms (2040)	
	SYS-WEL-2040P120	Tube I - 8" x 14' Standing Arms (2040P)	

Tubes II	Eurovac Part No.	Description	Dwg/Ref.
		TUBE II Tube II - Location: <ul style="list-style-type: none"> • Closest tube to the hood 	
	SYS-WEL-10201300	Tube II (24"L) - 4" x 7' Hanging Arms (1020)	Dwg 6 (6" & 8" arm) - ref# 13
	SYS-WEL-16201300	Tube II (20"L) - 6" x 7' Hanging Arms (1620)	
	SYS-WEL-1620P130	Tube II (20"L) - 6" x 7' Hanging Arms (1620P)	
	SYS-WEL-16301300	Tube II (39"L) - 6" x 10' Hanging Arms (1630)	
	SYS-WEL-1630P130	Tube II (39"L) - 6" x 10' Standing Arms (1630P)	
	SYS-WEL-16401300	Tube II (48"L) - 6" x 14' Hanging Arms (1640)	
	SYS-WEL-1640P130	Tube II (48"L) - 6" x 14' Standing Arms (1640P)	
	SYS-WEL-20301300	Tube II (48"L) - 8" x 10' Hanging Arms (2030)	
	SYS-WEL-20401300	Tube II (48"L) - 8" x 14' Hanging Arms (2040)	
Flex Hose For Arms	Eurovac Part No.	Description	Dwg/Ref.
		FLEX HOSE - FUME ARMS 6" Hose Lengths: <ul style="list-style-type: none"> • 21" Long (Wall Bracket End #81) • 25" Long (Middle #84) • 17" Long (Hood End #85) 	
	HOS-V40-0CWSBLAM	4" (160mm) Regular Temp. Black Fume Arm Hose - per ft <ul style="list-style-type: none"> • This is the standard hose used 	
	HOS-V60-0CWSBLAM	6" (160mm) Regular Temp. Black Fume Arm Hose - per ft <ul style="list-style-type: none"> • This is the standard hose used 	Dwg 6 (6" & 8" arm) ref# 81, 84 & 85
	HOS-V80-0CWSBLK0	8" (203mm) Regular Temp. Black Fume Arm Hose - per ft <ul style="list-style-type: none"> • This is the standard hose used 	Dwg 6 (6" & 8" arm) ref# 81, 84 & 85
	HOS-060-CAR16000	6" (160mm) 570 Deg. Fume Arm Hose - per ft	
	HOS-V60-MC1000MM	6" (160mm) 1000 Deg. Fume Arm Hose - per ft	
	HOS-V60-RFHWHIMM	6" (160mm) Food Grade White Wire Helix Fume Arm Hose - per ft. <ul style="list-style-type: none"> • FDA Acceptable 	
	HOS-V40-UFD0CL00	4" (110mm) Food Grade Clear Wire Helix Fume Arm Hose - per ft. <ul style="list-style-type: none"> • Clear Hose is our Standard • FDA Acceptable 	
	HOS-V60-UFD0CL00	6" (160mm) Food Grade Clear Wire Helix Fume Arm Hose - per ft. <ul style="list-style-type: none"> • Clear Hose is our Standard • FDA Acceptable 	


Reinforcement Sleeves	Eurovac Part No.	Description	Dwg/Ref.
		REINFORCEMENT SLEEVES	
	SYS-WEL-16201400	Reinforcement Sleeve I - All 6" Arms	Dwg 7 (6" & 8" arm) - ref# 14
	SYS-WEL-20201400	Reinforcement Sleeve I - All 8" Arms	Dwg 7 (6" & 8" arm) - ref# 14
	SYS-WEL-1620P150	Reinforcement Sleeve II - All Standing 6" Arms	Dwg 13 (6" & 8" arm) - ref# 15
Reinforcement Elements	Eurovac Part No.	Description	Dwg/Ref.
		REINFORCEMENT ELEMENTS	
	SYS-WEL-16401600	Reinforcement Element III For 1640 Arm Only	Dwg 8 (6" & 8" arm) - ref# 16
	SYS-WEL-20401600	Reinforcement Element III For 2040 Arm Only	Dwg 8 (6" & 8" arm) - ref# 16
Arm Spring Support Bracket I	Eurovac Part No.	Description	Dwg/Ref.
		ARM SPRING SUPPORT BRACKET I	
	SYS-WEL-16401900	Spring Support Bracket I For 6" Arms	Dwg 7 (6" & 8" arm) - ref# 19
Hanging Arm Spring Support Bracket II	Eurovac Part No.	Description	Dwg/Ref.
		HANGING ARM SPRING SUPPORT BRACKET II	
	SYS-WEL-163019A0	Spring Support Bracket II - For 1620 & 1630 Arms	Dwg 11 (6" & 8" arm) - ref#19a
	SYS-WEL-164019A0	Spring Support Bracket II - For 1640 Arms	Dwg 11 (6" & 8" arm) - ref#19a
	SYS-WEL-204019A0	Spring Support Bracket II - For 2040 Arms	Dwg 11 (6" & 8" arm) - ref# 19a
	SYS-WEL-20403900	Screw - For Spring Support Bracket	Dwg 11 (6" & 8" arm) - ref# 39
	SYS-WEL-20404000	Washer - For Spring Support Bracket	Dwg 11 (6" & 8" arm) - ref# 40
	SYS-WEL-20404100	Spring Washer - For Spring Support Bracket	Dwg 11 (6" & 8" arm) - ref# 41
	SYS-WEL-20404200	Nut - For Spring Support Bracket	Dwg 11 (6" & 8" arm) - ref# 42

Complete Sockets	Eurovac Part No.	Description	Dwg/Ref.
		COMPLETE SOCKETS (INNER & OUTER SLEEVE) Not Included: <ul style="list-style-type: none"> • Bracket for Spring (Gas or Telescoping) 	
	SYS-P02-01010100	Complete Socket - All 4" Arms	Dwg 16 (4" arm) -22 & 24 Dwg 16 (4" arm) - 22 & 23
	SYS-P02-01010400	Complete Socket - All 6" Arms	Dwg 7 (6" & 8" arm) -22 & 24 Dwg 13 (6" & 8" arm) - 22 & 23
	SYS-P02-01010200	Complete Socket - All 8" Arms (Except 8" x 4m Standing)	Dwg 7 (6" & 8" arm) -22 & 24 Dwg 13 (6" & 8" arm) - 22 & 23
	SYS-P02-01010500	Complete Socket - 8" x 4m Standing Arms	Dwg 13 (6" & 8" arm) - 22 & 23
Dampers	Eurovac Part No.	Description	Dwg/Ref.
		DAMPERS Includes: <ul style="list-style-type: none"> • Axle I (No. 26) (SYS-WEL-16402600) • Axle I (No. 26) (SYS-WEL-16402600) Note: <ul style="list-style-type: none"> • Axles to be supplied loose (not pre-riveted) 	
	SYS-P02-04000600	Damper - All 3" (76mm) Arms	N/A
	SYS-WEL-10252500	Damper - All 4" (100mm) Arms	Dwg 19 (4" Arm) - ref#25
	SYS-WEL-16202500	Damper - All 6" (160mm) Arms	Dwg 10 (6" & 8" Arm) -ref#25
	SYS-WEL-20202500	Damper - All 8" (200mm) Arms	
	SYS-WEL-1620250S	Stainless Damper - All 6" (160mm) Arms	
Levers For Dampers	Eurovac Part No.	Description	Dwg/Ref.
		LEVERS - FOR DAMPERS	
	SYS-WEL-16402800	Lever For Dampers - All 6" & 8" Arms	Dwg 10 (6" & 8" arm) - ref# 28

Plastic Sleeves For Dampers	Eurovac Part No.	Description	Dwg/Ref.
		PLASTIC SLEEVES - FOR DAMPERS	
	SYS-WEL-16402900	Plastic Sleeve - For 6" Arm Dampers	Dwg 10 (6" & 8" arm) - ref# 29
Support Plates For Dampers	Eurovac Part No.	Description	Dwg/Ref.
		SUPPORT PLATES - FOR DAMPERS	
	SYS-WEL-16403000	Support Plate - For 6" Arm Dampers	Dwg 10 (6" & 8" arm) - ref# 30
Hood Handles	Eurovac Part No.	Description	Dwg/Ref.
		HOOD HANDLES	
	SYS-WEL-75156100	Hood Handle - For 3" Arms	N/A
	SYS-WEL-10206100	Hood Handle - For 4" Arms	N/A
	SYS-WEL-16406100	Hood Handle - For 6" Arms	Dwg 9 (6" & 8" Arm) - ref# 61
	SYS-WEL-20406100	Hood Handle - For 8" Arms	
Wing Nuts	Eurovac Part No.	Description	Dwg/Ref.
		WING NUT	
	SYS-WEL-16407900	Wing Nut	Dwg 10 (6" & 8" arm) - ref# 79
Fume Arm Handles	Eurovac Part No.	Description	Dwg/Ref.
		FUME ARM HANDLES	
	SYS-WEL-16408000	Fume Arm Handle - For 6" & 8" Arms	Dwg 10 (6" & 8" arm) - ref# 80
Telescope Clamps	Eurovac Part No.	Description	Dwg/Ref.
		TELESCOPE CLAMPS	
	SYS-WEL-16408600	Telescope Clamp - For 6" Arms	Dwg 11 (6" & 8" arm) - ref# 86

Joint Wheels	Eurovac Part No.	Description	Dwg/Ref.
		JOINT WHEELS	
	SYS-WEL-7515P100	Joint's Wheel - For All 3" Arms	N/A
	SYS-WEL-1025P100	Joint's Wheel - For All 4" Arms	Dwg 18. (4" Arm) - ref# P1
	SYS-WEL-1620P100	Joint's Wheel - For All 6" Arms	D2g 9. (6" and 8" arm) - ref#P1
	SYS-WEL-2040P100	Joint's Wheel - For All 8" Arms	Dwg 9. (6" and 8" arm) - ref#P1
Connectors	Eurovac Part No.	Description	Dwg/Ref.
		CONNECTORS	
	SYS-P02-0000200	Connector - For 3" & 4" Arms	N/A
	SYS-WEL-1640P200	Connector - For 6" & 8" Arms	Dwg 9 (6" & 8" Arm) - ref#P2
Screws	Eurovac Part No.	Description	Dwg/Ref.
		SCREWS	
	SYS-WEL-1640P300	Screw M8x20 - For All 6" & 8" Arms	
Nuts	Eurovac Part No.	Description	Dwg/Ref.
		NUTS	
	SYS-WEL-16404600	Self Locking Nut M8 - For All 6" & 8" Arms	Dwg 8 (6" & 8" arm) - ref# 46
	SYS-WEL-1640P400	Self Locking Nut M8 - For All 6" & 8" Arms	Dwg 9 (6" & 8" arm) - ref# P4
Washers	Eurovac Part No.	Description	Dwg/Ref.
		WASHERS	
	SYS-WEL-1640P500	Regular Washer 8.4C - For All 6" & 8" Arms	N/A
Disc Springs	Eurovac Part No.	Description	Dwg/Ref.
		DISC SPRINGS	
	SYS-WEL-1025P900	Disc Spring (Hood Joint) - For 3" & 4" Arms	Dwg 18 (4" arm) - ref# P9
	SYS-WEL-1640P900	Disc Spring (Hood Joint) - For 5", 6" & 8" Arms	Dwg 9 (6" & 8" arm) - ref# P9
	SYS-WEL-10254800	Disc Spring (Socket) - For 4" Arms	Dwg 17 (4" arm) - ref# 48
	SYS-WEL-16404700	Disc Spring (Socket) - For 6" & 8" Arms	Dwg 7 (6" & 8" arm) - ref# 47
Light Kit Lens	Eurovac Part No.	Description	Dwg/Ref.
		LIGHT KIT LENS	
	SUB-WEL-LK0LENS0	Replacement Lens - For Fume Arm Light Kit	

Fan - Replacement Parts

Impellers	Eurovac Part No.	Description	Dwg/Ref.
		IMPELLERS	
	SUB-BIF-075I000	Impeller for 3/4HP Fan	N/A
	SUB-BIF-100I000	Impeller for 1HP Fan	N/A
	SUB-BIF-200I000	Impeller for 2HP Fan	N/A
	SUB-BIF-300I0000	Impeller for 3HP Fan	N/A
	SUB-BIF-500I000	Impeller for 5HP Fan	N/A

Boxair - Replacement Parts

Boxair - Replacement Parts	Eurovac Part No.	Description	Dwg/Ref.
		BOXAIR - REPLACEMENT PARTS	
	FAN-15B-10097005	1.5HP BI Fan (Box Air) - 970 CFM @ 5" W.C. 115/1/60 Notes: <ul style="list-style-type: none"> • Above includes motor • If motor goes, it is recommend to order this part (fan/motor) as it is difficult to just replace the motor 	
	SUB-BXA-HOOD0000	Arm Hood - Boxair	
	SUB-BXA-SPK00000	Spark Arrestor - Boxair	
	SUB-BXA-HOS0BL00	7' Black Hose - For Boxair Arm	
	SUB-BXA-CASTER00	Caster - Boxair (each) <ul style="list-style-type: none"> • Qty 4 Required 	
	SUB-BXA-ARM0MNT0	Arm Mounting Bracket - Boxair	
	SUB-BXA-HS0CLP00	Hose Clamp - Boxair	
	SUB-BXA-RUB0COV0	Rubber Cover - Boxair	
	ELE-FBD-03456201	On/Off Switch - Boxair	